



## Industrial Batteries – Network Power Classic Solar

Powerful energy storage for photovoltaic systems.

Specifications

# Cost-effective energy storage.

Classic EnerSol are robust flooded batteries for energy storage that is proven for use in leisure and consumer applications (SHS). Developed primarily for photovoltaic systems, the EnerSol range stands for:

- Longer design life in cyclic applications in comparison to a standard automotive battery
- Improved DC voltage, due to short intercell connections
- Exceptional anticorrosion property due to thick grid plates
- Internal pocket separators consisting of micro porous glass mat to ensure cell characteristics are retained over full life of the cell
- Terminal adapters can be provided

Nominal capacity  
53.0 – 256 Ah

Block battery

Grid plate

Longer Design Life \*

Recyclable

Low maintenance

\* in cyclic applications in comparison to a standard automotive battery.



# EnerSol series

## Technical characteristics and data

Type	Part number	Nom. voltage  V	Capacity	Nominal capacity	Discharge current	Length (l)  max. mm	Width (b/w)  max. mm	Height (h1)  max. mm	Weight incl. acid  approx. kg	Weight acid*  approx. kg	Terminal	Terminal position
			C <sub>100</sub> 1.85 Vpc 25 °C Ah	C <sub>120</sub> 1.85 Vpc 25 °C Ah	I <sub>120</sub> 1.85 Vpc A							
EnerSol 50	NVCE120050WC0TA	12	52.0	53.0	0.44	210	175	190	13.7	2.10	A-Terminal	1
EnerSol 65	NVCE120065WC0TA	12	65.0	66.0	0.55	242	175	190	17.3	2.70	A-Terminal	1
EnerSol 80	NVCE120080WC0TA	12	78.0	80.0	0.66	278	175	190	20.7	4.70	A-Terminal	1
EnerSol 100	NVCE120100WC0TA	12	97.0	99.0	0.82	353	175	190	26.4	7.00	A-Terminal	1
EnerSol 130	NVCE120130WC0TA	12	130	132	1.10	349	175	290	33.0	10.9	A-Terminal	1
EnerSol 175	NVCE120175WC0TA	12	175	179	1.49	513	223	223	47.8	14.6	A-Terminal	2
EnerSol 250	NVCE120250WC0TA	12	250	256	2.13	518	276	242	63.0	18.6	A-Terminal	2

\* Acid density  $d_N = 1.28 \text{ kg/l}$

Data are also valid for dry charged version.  
Change „W“ (Wet) to „D“ (Dry)  
in the part number.

E.g.:  
filled and charged NVCE120050 W C0TA  
dry charged NVCE120050 D C0TA

## Terminal and torque

Don't use torque for adapter



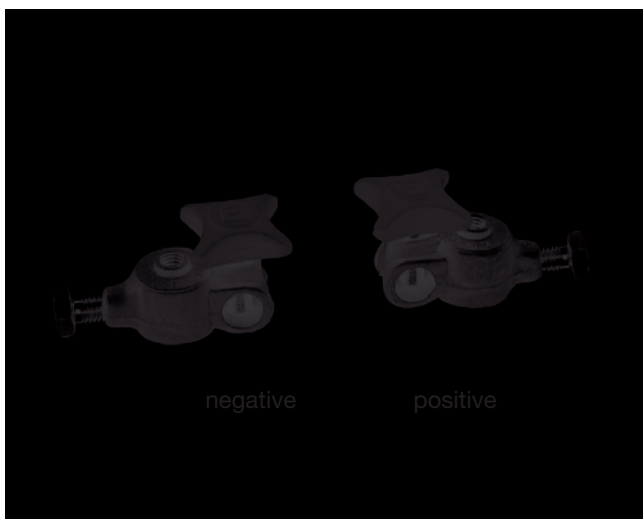
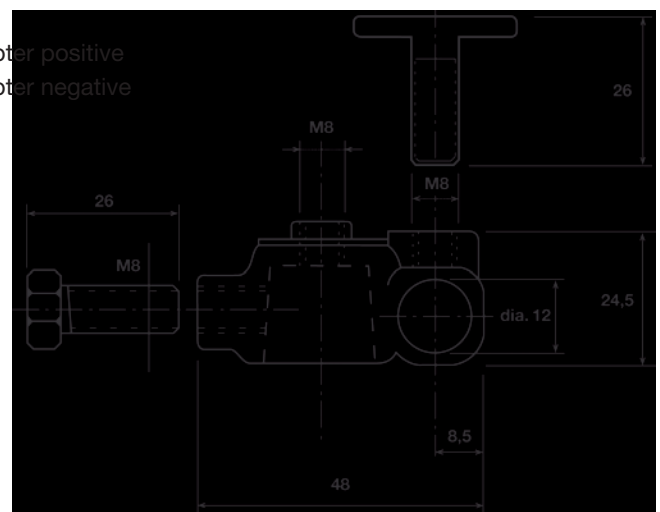
8 Nm

## Drawings with terminal position



## Accessories

EnerSol adapter positive  
EnerSol adapter negative









Not to scale!

# Powerful and universal suitable for every application.

Classic EnerSol T batteries are universal, low maintenance energy supplies for medium industrial solar systems. These lead acid batteries with liquid electrolyte are renowned to be safe and reliable due to their high performance. Typical applications are small solar and wind power systems, holiday and weekend houses.

- Positive tubular plates
- Translucent containers for topping up
- Screw connectors for a better contact and reliability



 <b>Nominal capacity</b> 376 – 1282 Ah	 Single cell	 Tubular plate
 up to 1500 cycles acc. to IEC 60896-11	 Recyclable	 Low maintenance

# EnerSol T series

## Technical characteristics and data

Type	Part number	Nom. voltage	Nominal capacity	Length (l)	Width (b/w)	Height* (h)	Installed length (L)	Weight incl. acid	Weight acid**	Internal resistance	Short circuit current	Terminal	Pole pairs
		V	C <sub>120</sub> 1.85 Vpc 25 °C Ah	max. mm	max. mm	max. mm	mm	approx. kg	approx. kg	mOhm	A		
EnerSol T 370	NVTS020370WC0FA	2	376	83.0	199	445	93.0	17.3	5.10	0.70	2900	F-M10	1
EnerSol T 460	NVTS020460WC0FA	2	452	101	199	445	111	21.0	6.30	0.56	3625	F-M10	1
EnerSol T 550	NVTS020550WC0FA	2	542	119	199	445	129	24.7	7.50	0.46	4350	F-M10	1
EnerSol T 650	NVTS020650WC0FA	2	668	119	199	508	129	29.5	8.60	0.45	4500	F-M10	1
EnerSol T 760	NVTS020760WC0FA	2	779	137	199	508	147	31.0	10.0	0.38	5250	F-M10	1
EnerSol T 880	NVTS020880WC0FA	2	897	137	199	556	147	38.0	11.0	0.43	4660	F-M10	1
EnerSol T 1000	NVTS021000WC0FA	2	1025	155	199	556	165	43.1	12.6	0.38	5325	F-M10	1
EnerSol T 1130	NVTS021130WC0FA	2	1154	173	199	556	183	47.7	14.1	0.34	5991	F-M10	1
EnerSol T 1250	NVTS021250WC0FA	2	1282	191	199	556	201	52.8	15.6	0.30	6657	F-M10	1

\*The above mentioned height can differ depending on the used vent(s).

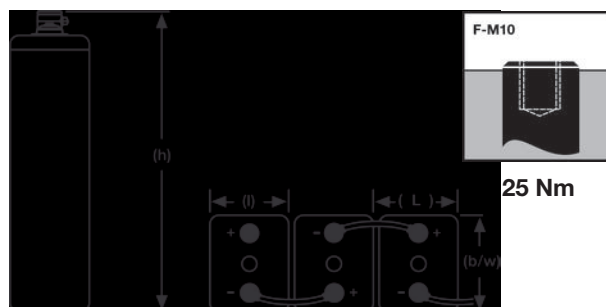
\*\*Acid density  $d_{40} = 1.26 \text{ kg/l}$

### Capacities in Ah C<sub>6</sub> – C<sub>240</sub> (25 °C)

Type	C <sub>6</sub> 1.75 V/C	C <sub>10</sub> 1.80 V/C	C <sub>12</sub> 1.80 V/C	C <sub>24</sub> 1.80 V/C	C <sub>48</sub> 1.80 V/C	C <sub>72</sub> 1.80 V/C	C <sub>100</sub> 1.85 V/C	C <sub>120</sub> 1.85 V/C	C <sub>240</sub> 1.85 V/C
EnerSol T 370	260	280	294	333	361	368	369	376	383
EnerSol T 460	327	350	367	416	437	460	444	452	478
EnerSol T 550	393	425	441	499	524	553	533	542	574
EnerSol T 650	492	527	552	625	656	668	647	668	719
EnerSol T 760	574	615	645	729	766	780	755	779	839
EnerSol T 880	654	714	742	840	854	953	869	897	966
EnerSol T 1000	755	809	848	960	1008	1089	993	1025	1104
EnerSol T 1130	850	910	954	1080	1134	1225	1117	1154	1242
EnerSol T 1250	944	1011	1060	1200	1260	1361	1241	1282	1380

The capacities are given at 25 °C after 5 cycles.







## Drawings with terminal position, terminal and torque



Not to scale!

# Energy storage for outstanding power applications.

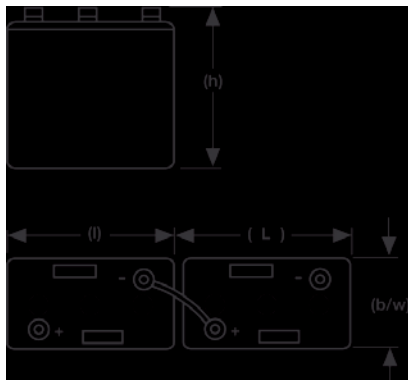
The Classic OPzS Solar range has been well proven for decades in medium and large power requirements. This energy storage battery is a low maintenance lead acid battery with liquid electrolyte. Due to their robustness, long design life and high operational safety they are ideally suitable for use in solar and wind power stations, telecommunications, power distribution companies, railways and many other safety equipment power supplies.

		
Nominal capacity 70,0 – 4600 Ah	Block battery / single cell	Tubular plate
		
up to 2000 {cycles_according} IEC 60896-11	Recyclable	Low maintenance

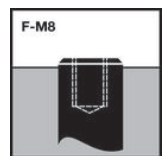
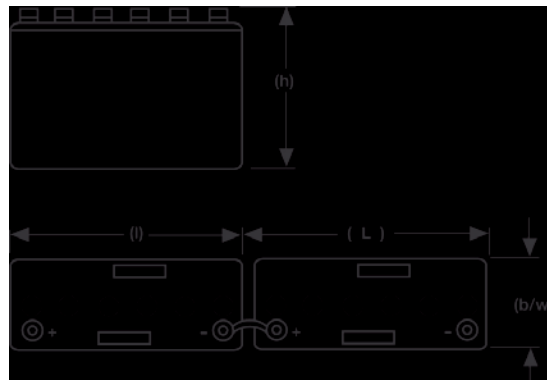


## Drawings with terminal position, terminal and torque

6 V blocks



12 V blocks



20 Nm

Not to scale!

# OPzS Solar series

## Technical characteristics and data

Type	Part number	Nom. voltage V	Nom. capacity $C_{120}$ 1.85 $V_p C$ 25 °C Ah	Length (l) max. mm	Width (b/w) max. mm	Height (h) max. mm	Instal- led length (L) mm	Weight incl. acid approx. kg	Weight acid** approx. kg	Internal resist- ance mΩ	Short circuit current A	Ter- minal	Pole pairs	$C_6$	$C_{10}$	$C_{12}$	$C_{24}$	$C_{48}$	$C_{72}$	$C_{100}$	$C_{120}$	$C_{240}$
														1.75 V/C ***	1.80 V/C ***	1.80 V/C ***	1.80 V/C ***	1.80 V/C ***	1.80 V/C ***	1.85 V/C ***	1.85 V/C ***	1.85 V/C ***
OPzS SOLAR 190	NVSL020190WC0FA	2	190	105	208	395	115	13.7	5.20	1.45	1400	F-M8	1	122	132	134	145	165	175	185	190	200
OPzS SOLAR 245	NVSL020245WC0FA	2	245	105	208	395	115	15.2	5.00	1.05	1950	F-M8	1	159	173	176	190	215	230	240	245	260
OPzS SOLAR 305	NVSL020305WC0FA	2	305	105	208	395	115	16.6	4.60	0.83	2450	F-M8	1	203	220	224	240	270	285	300	305	320
OPzS SOLAR 380	NVSL020380WC0FA	2	380	126	208	395	136	20.0	5.80	0.72	2850	F-M8	1	250	273	277	300	330	350	370	380	400
OPzS SOLAR 450	NVSL020450WC0FA	2	450	147	208	395	157	23.3	6.90	0.63	3250	F-M8	1	296	325	330	355	395	420	440	450	470
OPzS SOLAR 550	NVSL020550WC0FA	2	550	126	208	511	136	26.7	8.10	0.63	3250	F-M8	1	353	391	398	430	480	515	540	550	580
OPzS SOLAR 660	NVSL020660WC0FA	2	660	147	208	511	157	31.0	9.30	0.56	3650	F-M8	1	422	469	477	515	575	615	645	660	695
OPzS SOLAR 765	NVSL020765WC0FA	2	765	168	208	511	178	35.4	10.8	0.50	4100	F-M8	1	492	546	555	600	670	710	750	765	805
OPzS SOLAR 985	NVSL020985WC0FA	2	985	147	208	686	157	43.9	13.0	0.47	4350	F-M8	1	606	700	710	770	860	920	970	985	1035
OPzS SOLAR 1080	NVSL021080WC0FA	2	1080	147	208	686	157	47.2	12.8	0.43	4800	F-M8	1	669	773	784	845	940	1000	1055	1080	1100
OPzS SOLAR 1320	NVSL021320WC0FA	2	1320	212	193	686	222	59.9	17.1	0.30	6800	F-M8	2	820	937	950	1030	1150	1230	1295	1320	1385
OPzS SOLAR 1410	NVSL021410WC0FA	2	1410	212	193	686	222	63.4	16.8	0.27	7500	F-M8	2	888	1009	1024	1105	1225	1305	1380	1410	1440
OPzS SOLAR 1650	NVSL021650WC0FA	2	1650	212	235	686	222	73.2	21.7	0.26	7900	F-M8	2	1024	1174	1190	1290	1440	1540	1620	1650	1730
OPzS SOLAR 1990	NVSL021990WC0FA	2	1990	212	277	686	222	86.4	26.1	0.23	8900	F-M8	2	1218	1411	1430	1550	1730	1850	1950	1990	2090
OPzS SOLAR 2350	NVSL022350WC0FA	2	2350	212	277	836	222	108	33.7	0.24	8500	F-M8	2	1573	1751	1770	1910	2090	2200	2300	2350	2470
OPzS SOLAR 2500	NVSL022500WC0FA	2	2500	212	277	836	222	114	32.7	0.22	9300	F-M8	2	1667	1854	1875	2015	2215	2335	2445	2500	2600
OPzS SOLAR 3100	NVSL023100WC0FA	2	3100	215	400	812	225	151	50.0	0.16	12800	F-M8	3	2080	2318	2343	2520	2755	2910	3040	3100	3250
OPzS SOLAR 3350	NVSL023350WC0FA	2	3350	215	400	812	225	158	48.0	0.14	14600	F-M8	3	2268	2524	2550	2740	2985	3135	3280	3350	3520
OPzS SOLAR 3850	NVSL023850WC0FA	2	3850	215	490	812	225	184	60.0	0.12	17000	F-M8	4	2592	2884	2915	3135	3430	3615	3765	3850	4040
OPzS SOLAR 4100	NVSL024100WC0FA	2	4100	215	490	812	225	191	58.0	0.11	17800	F-M8	4	2775	3090	3125	3355	3650	3840	4000	4100	4300
OPzS SOLAR 4600	NVSL024600WC0FA	2	4600	215	580	812	225	217	71.0	0.11	18600	F-M8	4	3099	3451	3490	3765	4100	4300	4500	4600	4850
OPzS SOLAR 280	NVSL060280WC0FA	6	280	273	204	358	283	41.0	13.0	2.68	2283	F-M8	1	203	206	229	250	296	304	287	294	338
OPzS SOLAR 350	NVSL060350WC0FA	6	350	381	204	358	391	56.0	20.0	2.39	2800	F-M8	1	245	257	284	311	374	383	355	364	424
OPzS SOLAR 420	NVSL060420WC0FA	6	420	381	204	358	391	63.0	20.0	1.96	3106	F-M8	1	284	309	322	354	420	432	408	417	482
OPzS SOLAR 70	NVSL120070WC0FA	12	70.0	273	204	358	283	35.0	15.0	18.1	688	F-M8	1	55.0	51.5	63.7	69.4	78.4	79.8	81.0	82.7	92.9
OPzS SOLAR 140	NVSL120140WC0FA	12	140	273	204	358	283	45.0	14.0	9.26	1314	F-M8	1	95.4	103	108	118	141	145	136	139	162
OPzS SOLAR 210	NVSL120210WC0FA	12	210	381	204	358	391	64.0	19.0	6.46	1884	F-M8	1	131	154	162	177	206	217	203	210	234

\* Includes installed connector, the above mentioned height can differ depending on the used vent(s).

\*\* Acid density  $d_{40} = 1.24 \text{ kg/l}$

\*\*\* Capacities in Ah ( $C_6 - C_{240}$  at 25 °C)

Data are also valid for dry charged version.

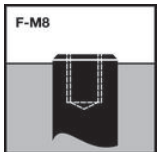
Change „W“ (Wet) to „D“ (Dry)  
in the part number.

E.g.:

filled and charged NVSL120070 W C0FA

dry charged NVSL120070 D C0FA

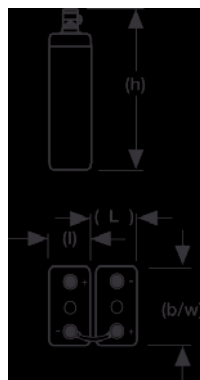
## Drawings with terminal position, terminal and torque



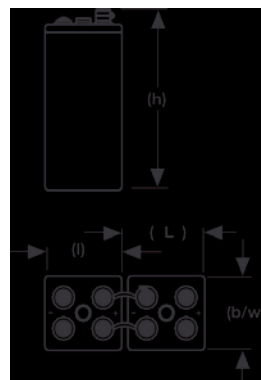
20 Nm

Not to scale!

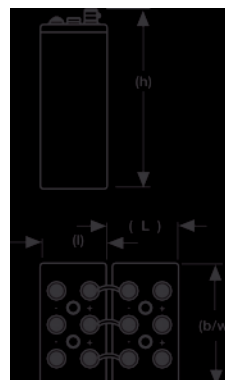
OPzS Solar 190  
up to  
OPzS Solar 1080



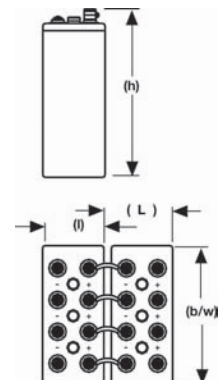
OPzS Solar 1320  
up to  
OPzS Solar 2500



OPzS Solar 3100  
and  
OPzS Solar 3350



OPzS Solar 3850  
up to  
OPzS Solar 4600



# GNB<sup>®</sup> INDUSTRIAL POWER



Exide Technologies, with operations in more than 80 countries, is one of the world's largest producers and recyclers of lead-acid batteries. Exide provides a comprehensive and customized range of stored electrical energy solutions.

Based on over 100 years of experience in the development of innovative technologies, Exide is an esteemed partner of OEMs and serves the spare parts market for industrial and transportation applications. The GNB Industrial Power business unit offers an extensive range of storage products and services, including solutions for

telecommunications systems, railway applications, mining, photovoltaic (solar energy), uninterruptible power supply (UPS), electrical power generation and distribution, fork lifts and electric vehicles.

Exide Technologies takes pride in its commitment to a better environment. Its Total Battery Management programme, (an integrated approach to manufacturing, distributing and recycling of lead-acid batteries), has been developed to ensure a safe and responsible life cycle for all of its products.

GNB<sup>®</sup> INDUSTRIAL POWER  
[www.exide.com](http://www.exide.com)

**GNB<sup>®</sup>**  
**INDUSTRIAL POWER**  
A Division of Exide Technologies